





Alexander Building - TS1 Sketch Plan - Standard Lighting Rig

-  1kW Fresnel (Patt.743)
-  650W Profile (Prelude 16/30)
-  1kW Parcan
-  650W PC (Prelude PC)

